

**Goa Vidyaprasarak Mandal's  
GOPAL GOVIND POY RAITURCAR COLLEGE OF COMMERCE AND ECONOMICS  
FARMAGUDI, PONDA-GOA  
Student Satisfaction Survey Analysis (B.Com. Programme)**

Academic Year: 2023-24

**1. Reasons for choosing this college**

Statements	Frequency	Percent
Reputation of the college	82	48.8
Good faculty	45	26.8
Recommendation from friends or relatives	56	33.3
Could not secure admission anywhere else	2	1.2
Other reason	17	10.1

**2. Reasons for choosing B. Com. Programme**

Statements	Frequency	Percent
Interest in the subject	88	52.4
Good prospects of employment	39	23.2
Scope for further studies	59	35.1
Could not secure admission anywhere else	1	0.6
Any Other	15	8.9

**3. Feedback on B. Com. programme**


Statements		Strongly Agree	Agree	Neutral	Disagree	Strongly Disagree
Programme is rich and challenging	No.	26	88	48	7	0
Wide choice of subjects is available	No.	42	86	38	5	0
The subjects included in the programme are adequate	No.	23	100	41	4	2
Programme curriculum is employment oriented	No.	23	87	42	10	6
Programme has good learning value	No.	47	91	25	8	2
Teachers inform about the expected competencies, course outcomes and programme outcome	No.	42	92	33	3	2
NCC / NSS participation is encouraged	No.	57	71	38	3	1



Participation in co-curricular/ extra-curricular activities is encouraged	No.	45	84	27	8	5
---	-----	----	----	----	---	---

#### 4. Feedback on Faculty

Statements	No.	Strongly Agree	Agree	Neutral	Disagree	Strongly Disagree
Faculty are knowledgeable and skilled	No.	54	92	21	1	2
Faculty are punctual to class	No.	62	82	25	2	2
Faculty engage lectures assigned to them	No.	57	88	22	3	0
Faculty come well prepared for the class	No.	61	82	24	2	0
Faculty has good control over the class	No.	46	88	31	4	1
Faculty covers syllabus well in time and systematically	No.	49	96	25	3	1
Faculty revised the contents of the syllabus	No.	38	87	42	4	1
Faculty illustrated the concepts through examples and applications	No.	50	93	25	2	0
Faculty were able to communicate the contents of the subjects effectively	No.	44	102	21	1	0
Faculty suggested additional and suitable references and learning materials	No.	39	97	32	2	0
Faculty used ICT tools such as LCD projector, multimedia	No.	61	75	30	4	1
Faculty used student centric learning methods, such as experiential learning, participative learning and problem-solving learning	No.	30	100	31	7	3
With regard to solving difficulties on the subject, the faculty were always helpful	No.	42	100	25	3	0
Faculty identified strengths and weaknesses of the students and encouraged them towards higher achievements	No.	33	90	39	6	2
Efforts were made by the faculty to inculcate soft skills, life skills and employability skills	No.	34	87	42	4	1
Faculty did a necessary follow-up with an assigned task	No.	33	94	36	5	0
Faculty were available and accessible in the college	No.	43	91	31	4	1
Faculty are perceptive and understand the need of the students	No.	34	87	40	8	2
The overall quality of teaching-learning process adopted by the faculty is good	No.	44	94	28	3	2



### 5. Feedback on Evaluation and Assessment

Statements		Strongly Agree	Agree	Neutral	Disagree	Strongly Disagree
Assessment of ISA and SEE was fair and just	No.	43	97	25	4	0
Faculty discussed assignments with the students	No.	39	97	28	6	0
Regular and timely feedback on performance was discussed	No.	32	87	48	4	0
Examination dates were notified in advance by email	No.	57	76	26	11	2
Examination results were declared in time	No.	24	81	42	12	11

### 6. Feedback on Library Facility and E-Resources

Statements		Strongly Agree	Agree	Neutral	Disagree	Strongly Disagree
Library is well equipped with variety of books	No.	46	91	30	3	1
Library has adequate study material required for syllabus	No.	42	94	29	3	2
Library website is up to date and E-resources are available	No.	42	94	31	2	0
Library staff helps in accessing books/e-resources	No.	37	88	37	5	3

### 7. Feedback on Infrastructure

Statements		Strongly Agree	Agree	Neutral	Disagree	Strongly Disagree
College website is regularly updated	No.	41	92	32	2	3
Classrooms are neat and clean	No.	27	85	44	7	7
Classrooms are ICT enabled	No.	42	78	40	4	5
Canteen facilities are adequate	No.	17	48	62	24	18
College has adequate sports facilities	No.	26	71	60	6	6
College has proper audio-visual room	No.	25	72	61	8	6
College has good computer laboratories	No.	37	77	44	7	6
College campus is wi-fi enabled	No.	29	59	49	20	12
Wash room facilities are adequate	No.	31	70	51	8	11




### 8. Feedback on Institutional Support System

Statements		Strongly Agree	Agree	Neutral	Disagree	Strongly Disagree
Administrative staff is supportive and encouraging	No.	38	99	26	2	4
Counselling /Mentoring facility available in the college is good	No.	39	97	30	1	2

### 9. Future Plans

Statements	Frequency	Percent
Pursue higher studies	100	59.5
Take up work / job	64	38.1
Self – employment	14	8.3
Other	13	7.7



  
**Prof. Teotone Vaz**  
PRINCIPAL  
G.V.M.'s G.G.Poy Raiturcar  
College of Commerce & Economics  
Ponda-Goa 403 401

**Goa Vidyaprasarak Mandal's  
Gopal Govind Poy Raiturcar College of Commerce and Economics  
Student Satisfaction Survey Report  
B.C.A Programme  
Academic Year 2023-24**

**Class: T.Y.B.C.A. (12 Students)**

1. Why did you choose G.V.M.'s G.G.P.R. College of Commerce and Economics?

	Good reputation of the college	A friend had recommended this college	Couldn't Secure Admission anywhere else
Frequency	8	2	2
Percentage	67	16	17

2. Please select the option that best describes your opinion with regards to the following statements on the programme (Choose any one option)


		Strongly Agree	Agree	Neutral	Disagree	Strongly Disagree
The programme is stimulating and challenging.	Frequency	3	2	3	1	3
	Percentage	25	16	25	8	25
The programme curriculum is rich and work-oriented	Frequency	3	3	2	3	1
	Percentage	25	25	16	25	8
There is a good variety of subjects to choose from	Frequency	3	3	1	4	1
	Percentage	25	25	8	33	8

3. What is your opinion of the programme in overall terms? (Choose any one option)

	It was truly enriching and exceeded all my expectations.	It was enriching and met my expectations.	It was somewhat enriching and somewhat met my expectations	It was mediocre and failed to meet my expectations
Frequency	3	3	4	2
Percentage	25	25	33	16

4. Please select the option that best describes your opinion with regards to the following statements on the curriculum. (Choose any one option)


		Strongly Agree	Agree	Neutral	Disagree	Strongly Disagree
The curriculum focusses on current trends in I.T. industry	Frequency	2	4	3	2	1
	Percentage	16	33	25	16	8



The curriculum is effective in developing critical thinking and skills	Frequency	2	5	4	0	1
	Percentage	16	41	33	0	8
The practical sessions and assignments undertaken are helping you to understand the concepts well.	Frequency	2	5	4	0	1
	Percentage	16	41	33	0	8
The curriculum inculcates the qualities of teamwork and leadership.	Frequency	3	3	4	1	1
	Percentage	25	25	33	8	8

5. Please select the option that best describes your opinion with regards to the following statements on the faculty. (Choose any one option)

		Strongly Agree	Agree	Neutral	Disagree	Strongly Disagree
The faculty clearly explained the objectives of the courses/subjects.	Frequency	5	2	2	2	1
	Percentage	41	16	16	16	8
The faculty had up to date knowledge and skills.	Frequency	5	1	3	2	1
	Percentage	41	8	25	16	8
The faculty were perceptive and understood the individual needs of the students	Frequency	4	2	2	3	1
	Percentage	33	16	16	25	8
The faculty demonstrated enthusiasm for their subjects as well as for teaching.	Frequency	5	2	4	0	1
	Percentage	41	16	33	0	8
The faculty took a keen interest in the professional development of the students	Frequency	5	1	4	1	1
	Percentage	41	8	33	8	8
The faculty covered the entire syllabus as prescribed by the Goa University.	Frequency	6	3	1	1	1
	Percentage	50	25	8	8	8
The faculty were accessible outside of the classroom.	Frequency	5	2	4	0	1
	Percentage	41	16	33	0	8
The faculty evaluated assignments regularly and gave feedback on students'	Frequency	6	2	3	0	1




performance at regular intervals.	Percentage	50	16	25	0	8
The faculty assessed and evaluated the students in a fair manner.	Frequency	5	2	3	1	1
	Percentage	41	16	25	8	8

6. Your overall impression regarding the following activities conducted in the college.  
(Choose any one option)

		Too many	Adequate	Too less
Co-Curricular	Frequency	2	9	1
	Percentage	16	75	8
Cultural	Frequency	4	6	2
	Percentage	33	50	16
Sports	Frequency	6	6	0
	Percentage	50	50	0
NSS	Frequency	4	7	1
	Percentage	33	58	8
NCC	Frequency	3	7	2
	Percentage	25	58	16

7. How would you rate the following (Choose any one option)

		Excellent	Good	Average	Poor
Classroom resources	Frequency	2	3	6	1
	Percentage	16	25	50	8
Library resources	Frequency	4	5	2	1
	Percentage	33	41	16	8
Computer Laboratory resources	Frequency	2	3	5	2
	Percentage	16	25	41	16




Sports facilities	Frequency	4	3	4	1
	Percentage	33	25	33	8
canteen services	Frequency	2	1	4	5
	Percentage	16	8	33	41
Career counselling and placement services	Frequency	2	6	1	3
	Percentage	16	50	8	25
Financial assistance	Frequency	2	4	4	2
	Percentage	16	33	33	16
Washroom Facilities	Frequency	2	2	4	4
	Percentage	16	16	33	33

8. What are your future plans?

	Pursue higher studies	Take up work / job	Self – employment	Other, please specify
Frequency	4	6	1	1
Percentage	33	50	8	8

9. Would you recommend this programme to anyone?

	Yes	No	Can't Say
Frequency	6	1	5
Percentage	50	8	41

  
 Prof. Teotone Vaz  
 PRINCIPAL  
 G.V.M.'s G.G.Poy Raiturcar  
 College of Commerce & Economics  
 Ponda-Goa 403 401





**Class: S.Y.B.C.A. (44 Students)**

1. Why did you choose G.V.M.'s G.G.P.R. College of Commerce and Economics?

	Good reputation of the college	A friend had recommended this college	Couldn't Secure Admission anywhere else
Frequency	15	18	12
Percentage	34	40	27

2. Please select the option that best describes your opinion with regards to the following statements on the programme (Choose any one option)


		Strongly Agree	Agree	Neutral	Disagree	Strongly Disagree
The programme is stimulating and challenging.	Frequency	13	13	12	2	5
	Percentage	29	29	27	5	11
The programme curriculum is rich and work-oriented	Frequency	5	15	17	2	6
	Percentage	11	34	38	5	14
There is a good variety of subjects to choose from	Frequency	6	17	9	4	6
	Percentage	14	38	20	9	14

3. What is your opinion of the programme in overall terms? (Choose any one option)

	It was truly enriching and exceeded all my expectations.	It was enriching and met my expectations.	It was somewhat enriching and somewhat met my expectations	It was mediocre and failed to meet my expectations
Frequency	7	10	16	11
Percentage	15	22	36	15

4. Please select the option that best describes your opinion with regards to the following statements on the curriculum. (Choose any one option)


		Strongly Agree	Agree	Neutral	Disagree	Strongly Disagree
The curriculum focusses on current trends in I.T. industry	Frequency	5	21	12	2	4
	Percentage	11	48	27	5	9
The curriculum is effective in	Frequency	5	18	14	4	3



developing critical thinking and skills	Percentage	11	41	32	32	7
The practical sessions and assignments undertaken are helping you to understand the concepts well.	Frequency	9	14	14	1	6
	Percentage	20	41	41	2	14
The curriculum inculcates the qualities of teamwork and leadership.	Frequency	4	13	17	4	3
	Percentage	9	30	39	9	7

5. Please select the option that best describes your opinion with regards to the following statements on the faculty. (Choose any one option)


		Strongly Agree	Agree	Neutral	Disagree	Strongly Disagree
The faculty clearly explained the objectives of the courses/subjects.	Frequency	7	20	14	1	2
	Percentage	15	46	32	2	5
The faculty had up to date knowledge and skills.	Frequency	4	20	14	3	3
	Percentage	9	46	32	7	7
The faculty were perceptive and understood the individual needs of the students	Frequency	3	13	18	5	5
	Percentage	7	30	41	11	11
The faculty demonstrated enthusiasm for their subjects as well as for teaching.	Frequency	6	16	19	1	2
	Percentage	14	36	43	2	5
The faculty took a keen interest in the professional development of the students	Frequency	4	18	18	2	2
	Percentage	9	41	41	5	5
The faculty covered the entire syllabus as prescribed by the Goa University.	Frequency	11	16	14	0	3
	Percentage	25	36	32	0	7



The faculty were accessible outside of the classroom.	Frequency	6	13	21	2	2
	Percentage	14	30	48	5	5
The faculty evaluated assignments regularly and gave feedback on students' performance at regular intervals.	Frequency	3	18	15	5	3
	Percentage	7	41	34	11	7
The faculty assessed and evaluated the students in a fair manner.	Frequency	3	15	18	1	4
	Percentage	7	34	41	2	9

6. Your overall impression regarding the following activities conducted in the college.  
(Choose any one option)

		Too many	Adequate	Too less
Co-Curricular	Frequency	9	18	17
	Percentage	20	41	39
Cultural	Frequency	10	23	11
	Percentage	23	52	25
Sports	Frequency	14	17	13
	Percentage	32	39	30
NSS	Frequency	7	28	9
	Percentage	16	64	21
NCC	Frequency	8	26	10
	Percentage	18	59	23




7. How would you rate the following (Choose any one option)

		Excellent	Good	Average	Poor
Classroom resources	Frequency	5	15	12	12
	Percentage	11	34	27	27
Library resources	Frequency	10	18	8	8
	Percentage	23	41	18	18
Computer Laboratory resources	Frequency	7	16	17	4
	Percentage	16	36	39	9
Sports facilities	Frequency	6	14	10	14
	Percentage	14	32	23	32
canteen services	Frequency	3	5	15	21
	Percentage	7	11	34	48
Career counselling and placement services	Frequency	5	16	15	8
	Percentage	11	36	34	18
Financial assistance	Frequency	6	10	13	15
	Percentage	14	23	30	34
Washroom Facilities	Frequency	6	9	15	14
	Percentage	14	21	34	32

8. What are your future plans?

	Pursue higher studies	Take up work / job	Self – employment	Other, please specify
Frequency	20	11	3	10
Percentage	45	25	7	23




9. Would you recommend this programme to anyone?

	Yes	No	Can't Say
Frequency	15	5	24
Percentage	34	11	55



Prof. Teotone Vaz  
PRINCIPAL  
G.V.M.'s G.G.Poy Raiturcar  
College of Commerce & Economics  
Ponda-Goa 403 401



**Class: F.Y.B.C.A. (32Students)**

1. Why did you choose G.V.M.'s G.G.P.R. College of Commerce and Economics?

	Good reputation of the college	A friend had recommended this college	Couldn't Secure Admission anywhere else
Frequency	15	9	6
Percentage	47	28	19

2. Please select the option that best describes your opinion with regards to the following statements on the programme (Choose any one option)


		Strongly Agree	Agree	Neutral	Disagree	Strongly Disagree
The programme is stimulating and challenging.	Frequency	4	14	8	5	1
	Percentage	13	44	25	16	3
The programme curriculum is rich and work-oriented	Frequency	4	11	7	5	5
	Percentage	13	34	22	16	16
There is a good variety of subjects to choose from	Frequency	4	11	7	5	5
	Percentage	13	34	22	16	16

3. What is your opinion of the programme in overall terms? (Choose any one option)

	It was truly enriching and exceeded all my expectations.	It was enriching and met my expectations.	It was somewhat enriching and somewhat met my expectations	It was mediocre and failed to meet my expectations
Frequency	3	9	17	3
Percentage	9	28	53	9

4. Please select the option that best describes your opinion with regards to the following statements on the curriculum. (Choose any one option)


		Strongly Agree	Agree	Neutral	Disagree	Strongly Disagree
The curriculum focuses on current trends in I.T. industry	Frequency	8	14	6	3	1
	Percentage	25	44	19	9	3



The curriculum is effective in developing critical thinking and skills	Frequency	2	16	8	4	2
	Percentage	6	50	25	13	6
The practical sessions and assignments undertaken are helping you to understand the concepts well.	Frequency	4	14	9	0	5
	Percentage	13	44	28	0	16
The curriculum inculcates the qualities of teamwork and leadership.	Frequency	2	20	7	2	1
	Percentage	6	63	22	2	3

5. Please select the option that best describes your opinion with regards to the following statements on the faculty. (Choose any one option)

		Strongly Agree	Agree	Neutral	Disagree	Strongly Disagree
The faculty clearly explained the objectives of the courses/subjects.	Frequency	6	13	11	1	1
	Percentage	19	41	34	3	3
The faculty had up to date knowledge and skills.	Frequency	8	10	10	1	3
	Percentage	25	31	31	3	9
The faculty were perceptive and understood the individual needs of the students	Frequency	3	13	9	5	2
	Percentage	9	41	28	16	6
The faculty demonstrated enthusiasm for their subjects as well as for teaching.	Frequency	2	13	14	1	2
	Percentage	6	41	44	3	6
The faculty took a keen interest in the professional development of the students	Frequency	5	12	9	4	2
	Percentage	16	38	28	13	6




The faculty covered the entire syllabus as prescribed by the Goa University.	Frequency	11	8	9	3	1
	Percentage	34	25	28	9	3
The faculty were accessible outside of the classroom.	Frequency	7	12	8	2	3
	Percentage	22	38	25	6	9
The faculty evaluated assignments regularly and gave feedback on students' performance at regular intervals.	Frequency	4	14	7	5	2
	Percentage	13	44	22	16	6
The faculty assessed and evaluated the students in a fair manner.	Frequency	7	9	12	2	2
	Percentage	22	28	38	6	6

6. Your overall impression regarding the following activities conducted in the college.  
(Choose any one option)

		Too many	Adequate	Too less
Co-Curricular	Frequency	1	23	8
	Percentage	3	72	25
Cultural	Frequency	3	21	8
	Percentage	9	66	25
Sports	Frequency	2	21	8
	Percentage	6	66	25
NSS	Frequency	0	24	8
	Percentage	0	75	25
NCC	Frequency	0	25	7
	Percentage	0	78	22

7. How would you rate the following (Choose any one option)

		Excellent	Good	Average	Poor
Classroom resources	Frequency	0	14	7	11
	Percentage	0	44	22	34





Library resources	Frequency	7	15	8	2
	Percentage	22	47	25	6
Computer Laboratory resources	Frequency	1	9	10	12
	Percentage	3	28	31	38
Sports facilities	Frequency	1	12	13	6
	Percentage	3	38	41	19
canteen services	Frequency	0	10	10	12
	Percentage	0	31	31	38
Career counselling and placement services	Frequency	0	14	11	7
	Percentage	0	44	34	22
Financial assistance	Frequency	1	10	13	8
	Percentage	3	31	41	25
Washroom Facilities	Frequency	0	10	8	14
	Percentage	0	31	25	44


8. What are your future plans?

	Pursue higher studies	Take up work / job	Self – employment	Other, please specify
Frequency	22	6	4	0
Percentage	69	19	13	0

9. Would you recommend this programme to anyone?

	Yes	No	Can't Say
Frequency	12	4	13
Percentage	38	13	41



  
 Prof. Teotone Vaz  
 PRINCIPAL  
 G.V.M.'s G.G. Poy Raiturcar  
 College of Commerce & Economics  
 Ponda-Goa 403 401


**Goa Vidyaprasarak Mandal's  
Gopal Govind Poy Raiturcar College of Commerce and Economics  
Farmagudi – Ponda Goa  
M.Com.  
Student Satisfaction Survey  
2023-24**


**Feedback Analysis 2023-24**

The feedback analysis reveals that students chose G.V.M.'s G.G.P.R. College primarily due to its good reputation (23%) and faculty quality (15%). Regarding the M.Com. program, most students were motivated by their interest in the subject (54%) and the program's employment prospects (38%). Feedback on the program highlights that while students appreciate its learning value and teacher guidance, there are concerns about its limited employment orientation and lack of encouragement for activities like NCC/NSS.

Faculty performance received high praise, particularly for their knowledge, punctuality, and preparedness. However, some students indicated a need for better accessibility and more active engagement. Evaluation and assessment processes are regarded as fair and timely, with no major complaints.

Feedback on the library and e-resources indicates that while the library is well-stocked, students face challenges accessing e-resources and staff support. Infrastructure feedback shows that classrooms are clean and ICT-enabled, but the canteen, Wi-Fi, and washroom facilities are areas of concern. Institutional support is largely appreciated, particularly the administrative staff, but mentoring and counseling services need further enhancement.



  
Prof. Teotone Vaz  
PRINCIPAL  
G.V.M.'s G.G.Poy Raiturcar  
College of Commerce & Economics  
Ponda-Goa 403 401

**Goa Vidyaprasarak Mandal's**  
**Gopal Govind Poy Raiturcar College of Commerce and Economics**  
**Farmagudi – Ponda Goa**  
**M.Com.**  
**Student Satisfaction Survey**  
**2023-24**

1. Why did you choose G.V.M.'s G.G.P.R College?


	Good reputation of the college	Good faculty	Recommendations from friends or relatives	Could not secure admission anywhere else	Others
Frequency	3	2	1	0	7
Percentage	23	15	8	0	54

2. Reasons for choosing M.Com. Programme

	Interest in the subject	Good prospects of employment	Scope for further studies	Could not secure admission anywhere else	Others
Frequency	7	5	5	0	1
Percentage	54	38	38	0	8

3. Feedback on M.Com. programme

Statements		Strongly Agree	Agree	Neutral	Disagree	Strongly Disagree
Programme is rich and challenging	Frequency	2	1	6	6	0
	Percentage	13	8	46	46	0
Wide choice of subjects is available	Frequency	1	1	7	3	1
	Percentage	7	8	54	23	8
The subjects included in the programme are adequate	Frequency	1	0	9	3	1
	Percentage	7	0	69	23	8
Programme curriculum is employment oriented	Frequency	1	0	4	5	3
	Percentage	7	0	31	38	23




**Goa Vidyaprasarak Mandal's**  
**Gopal Govind Poy Raiturcar College of Commerce and Economics**  
**Farmagudi – Ponda Goa**  
**M.Com.**  
**Student Satisfaction Survey**  
**2023-24**

Programme has good learning value	Frequency	3	3	6	4	0
	Percentage	20	23	46	31	0
Teachers inform about the expected competencies, course outcomes and programme outcome	Frequency	4	3	8	2	0
	Percentage	27	23	62	15	0
NCC / NSS participation is encouraged	Frequency	5	0	2	2	4
	Percentage	33	0	15	15	31
Participation in co-curricular / extra-curricular activities is encouraged	Frequency	5	1	6	4	2
	Percentage	33	8	46	31	15

**4. Feedback on Faculty**

Statements		Strongly Agree	Agree	Neutral	Disagree	Strongly Disagree
Faculty are knowledgeable and skilled	Frequency	4	8	1	0	0
	Percentage	31	62	8	0	0
Faculty are punctual to class	Frequency	8	5	0	0	0
	Percentage	62	38	0	0	0
Faculty engage lectures assigned to them	Frequency	7	6	0	0	0
	Percentage	54	46	0	0	0
Faculty come well prepared for the class	Frequency	5	8	0	0	0
	Percentage	38	62	0	0	0
Faculty has good control over the class	Frequency	5	7	1	0	0
	Percentage	38	54	8	0	0
Faculty covers syllabus well in time and systematically	Frequency	5	7	1	0	0
	Percentage	38	54	8	0	0
Faculty revised the contents of the syllabus	Frequency	3	6	4	0	0
	Percentage	23	46	31	0	0
Faculty illustrated the concepts through examples and applications	Frequency	5	6	1	1	0
	Percentage	38	46	8	8	0
Faculty were able to communicate the	Frequency	6	6	1	0	0



**Goa Vidyaprasarak Mandal's**  
**Gopal Govind Poy Raiturcar College of Commerce and Economics**  
**Farmagudi – Ponda Goa**  
**M.Com.**  
**Student Satisfaction Survey**  
**2023-24**

contents of the subjects effectively	Percentage	46	46	8	0	0
Faculty suggested additional and suitable references and learning materials	Frequency	3	6	4	0	0
	Percentage	23	46	31	0	0
Faculty used ICT tools such as LCD projector, multimedia	Frequency	5	8	0	0	0
	Percentage	38	62	0	0	0
Faculty used student centric learning methods, such as experiential learning, participative learning and problem-solving learning	Frequency	3	8	2	0	0
	Percentage	23	62	15	0	0
With regard to solving difficulties on the subject, the faculty were always helpful	Frequency	2	9	2	0	0
	Percentage	15	69	15	0	0
Faculty identified strengths and weaknesses of the students and encouraged them towards higher achievements	Frequency	3	6	4	0	0
	Percentage	23	46	31	0	0
Efforts were made by the faculty to inculcate soft skills, life skills and employability skills	Frequency	4	6	2	1	0
	Percentage	31	46	15	8	0
Faculty did a necessary follow-up with an assigned task	Frequency	3	9	1	0	0
	Percentage	23	69	8	0	0
Faculty were available and accessible in the college	Frequency	4	4	3	1	1
	Percentage	31	31	23	8	8
Faculty are perceptive and understand the need of the students	Frequency	3	7	3	0	0
	Percentage	23	54	23	0	0
The overall quality of teaching-learning process adopted by the faculty is good	Frequency	3	9	1	0	0
	Percentage	23	69	8	0	0

**5. Feedback on evaluation and assessment**

Statements		Strongly Agree	Agree	Neutral	Disagree	Strongly Disagree
Assessment of ISA and SEE was fair and just	Frequency	3	10	0	0	0
	Percentage	23	77	0	0	0
Faculty discussed assignments with the	Frequency	3	10	0	0	0



**Goa Vidyaprasarak Mandal's**  
**Gopal Govind Poy Raiturcar College of Commerce and Economics**  
**Farmagudi – Ponda Goa**  
**M.Com.**  
**Student Satisfaction Survey**  
**2023-24**

students	Percentage	23	77	0	0	0
Regular and timely feedback on performance was discussed	Frequency	1	8	3	0	1
	Percentage	8	62	23	0	8
Examination dates were notified in advance by email	Frequency	3	9	1	0	0
	Percentage	23	69	8	0	0
Examination results were declared in time	Frequency	2	7	2	1	1
	Percentage	15	54	15	8	8

**6. Feedback on Library facility and E-Resources**

Statements		Strongly Agree	Agree	Neutral	Disagree	Strongly Disagree
Library is well equipped with variety of books	Frequency	0	7	4	0	2
	Percentage	0	54	31	0	15
Library has adequate study material required for syllabus	Frequency	0	5	5	1	2
	Percentage	0	38	38	8	15
Library website is up to date and E-resources are available	Frequency	0	4	5	1	2
	Percentage	0	31	38	8	15
Library staff helps in accessing books/e-resources	Frequency	0	4	4	1	5
	Percentage	0	31	31	8	38

**7. Feedback on infrastructure**

Statements		Strongly Agree	Agree	Neutral	Disagree	Strongly Disagree
College website is regularly updated	Frequency	1	7	4	1	0
	Percentage	8	54	31	8	0
Classrooms are neat and clean	Frequency	1	10	1	1	0
	Percentage	8	77	8	8	0
Classrooms are ICT enabled	Frequency	3	9	1	0	0
	Percentage	23	69	8	0	0



**Goa Vidyaprasarak Mandal's**  
**Gopal Govind Poy Raiturcar College of Commerce and Economics**  
**Farmagudi – Ponda Goa**  
**M.Com.**  
**Student Satisfaction Survey**  
**2023-24**

	Percentage	23	69	8	0	0
Canteen facilities are adequate	Frequency	0	1	5	2	5
	Percentage	0	8	38	15	38
College has adequate sports facilities	Frequency	1	5	5	2	0
	Percentage	8	38	38	15	0
College has proper audio-visual room	Frequency	1	5	3	1	3
	Percentage	8	38	23	8	23
College has good computer laboratories	Frequency	3	5	3	1	1
	Percentage	23	38	23	8	8
College campus is wi-fi enabled	Frequency	2	1	7	3	0
	Percentage	15	8	54	23	0
Wash room facilities are adequate	Frequency	2	3	4	1	3
	Percentage	15	23	31	8	23


**8. Feedback on Institutional Support System**

Statements		Strongly Agree	Agree	Neutral	Disagree	Strongly Disagree
Administrative staff is supportive and encouraging	Frequency	5	5	3	0	0
	Percentage	38	38	23	0	0
Counselling /Mentoring facility available in the college is good	Frequency	3	6	4	0	0
	Percentage	23	46	31	0	0

**9. What are your future plans?**

	Pursue higher studies	Take up job	Self – employment	Others
Frequency	2	9	1	1
Percentage	15	69	8	8



  
 Prof. Teotone Vaz  
**PRINCIPAL**  
 G.V.M.'s G.G.Poy Raiturcar  
 College of Commerce & Economics  
 Ponda-Goa 403 401