

**Goa Vidyaprasarak Mandal's
Gopal Govind Poy Raiturcar College of Commerce and Economics
Ponda – Goa**

Students Satisfaction Survey Analysis

Academic Year 2022 - 23(B.Com. Programme)

The Students Satisfaction Survey is a useful and effective instrument that tries to focus on areas which require improvement. Students satisfaction survey was conducted at the end of the Academic Year 2022 - 23 to evaluate the satisfaction of the students on areas such as faculty performance, evaluation and assessment, library facility, infrastructure and institutional support system. Feedback from 198 students was collected by distributing structured questionnaire. Students from all three classes i.e F.Y.B.Com., S.Y.B.Com. and T.Y.B.Com were included in the survey. This report gives detailed analysis of the survey.

The analysis indicated that the main reason for choosing this college was the good reputation of the college. Another reason for admission was recommendation from friends or relatives.

The analysis revealed that students find B.Com. programme rich and challenging. They are happy with the choice of the subject available and adequacy of subjects included in the programme. The students felt that B.Com. programme will provide them employment opportunities. Most of the students agreed that the faculty encourages students participation in NCC, NSS and also co-curricular/extra –curricular activities.

According to students, faculty are knowledgeable and skilled. punctual, engage lectures assigned to them and are come well prepared for the class. Faculty covers syllabus well in time and were able to communicate the contents of the subjects effectively. With regard to solving difficulties on the subject, the faculty was helpful. According to students, faculty was good at identifying strengths and weaknesses of the students. Students felt that efforts were made by the faculty to inculcate soft skills, life skills and employability skills. Most of the faculty used ICT tools for teaching. Overall, the students were satisfied with the quality of teaching- learning process.

Students satisfaction on evaluation and assessment was very high. According to students examination dates are notified well in advance and results are declared well in time. Almost, all the students were satisfied with the assessment and evaluation in ISA and SEE.

Students satisfaction of library facility was very high. According to them, library is well equipped with a variety of books and study material as well as e-resources. The students agreed that the library staff helps in accessing books and e-resources.

According to majority of the students, classrooms are ICT enabled and college has good computer laboratories. Also, campus is wi-fi enabled. Many of the students felt that college needs a better audio-visual room. Most of the students felt that sports, canteen and wash rooms facilities were inadequate.




According to the students, administrative staff is supportive and counselling and mentoring facilities available are good.

The analysis revealed that most of the students would like to pursue higher studies after graduation or take up work/job. Very few of them would prefer being self employed.

Areas that need improvement:

Sports and canteen facilities to be improved.



Dr. M. M. Chikodkar
(Officiating Principal)



Goa Vidyaprasarak Mandal's
GOPAL GOVIND RAITURCAR COLLEGE OF COMMERCE AND ECONOMICS
FARMAGUDI, PONDA-GOA

Students Satisfaction Survey Analysis (B.Com Programme)

Academic Year 2022-23

1. Reasons for choosing this college

Statement	Frequency	Percent
Good reputation of the college	106	53.54
Good faculty	19	9.6
Recommendation from friends or relatives	56	28.28
Could not secure admission anywhere else	8	4.04
Others, please specify	9	4.54
Total	198	100

2. Reasons for choosing B. Com. programme

Statement	Frequency	Percent
Interest in the subject	112	56.57
Good prospects of employment	24	12.12
Scope for further studies	53	26.77
Could not secure admission anywhere else	6	3.03
Others, please specify	3	1.52
Total	198	100.00

3. Feedback on B. Com. programme

Statements		Strongly Agree	Agree	Neutral	Disagree	Strongly Disagree	Total
Programme is rich and challenging	Frequency	33	100	61	1	3	198
	%	16.67	50.51	30.81	0.51	1.52	100.00
Wide choice of subjects is available	Frequency	57	106	27	7	1	198
	%	28.79	53.54	13.64	3.54	0.51	100.00
The subjects included in the programme are adequate	Frequency	39	122	33	3	1	198
	%	19.70	61.62	16.67	1.52	0.51	100.00
Programme curriculum is employment oriented	Frequency	32	112	36	17	1	198
	%	16.16	56.57	18.18	8.59	0.51	100.00
Programme has good learning value	Frequency	64	107	20	4	3	198
	%	32.32	54.04	10.10	2.02	1.52	100.00
Teachers inform about the expected competencies, course outcomes and	Frequency	74	93	26	4	1	198
	%	37.37	46.97	13.13	2.02	0.51	100.00
NCC / NSS participation is encouraged	Frequency	75	89	22	6	6	198
	%	37.88	44.95	11.11	3.03	3.03	100.00
Participation in co-curricular / extra-curricular activities is encouraged	Frequency	70	94	27	4	3	198
	%	35.35	47.47	13.64	2.02	1.52	100.00

4. Feedback on Faculty

Statements		Strongly Agree	Agree	Neutral	Disagree	Strongly Disagree	Total
Faculty are knowledgeable and	Frequency	61	115	19	2	1	198

skilled	%	30.81	58.08	9.60	1.01	0.51	100.00
Faculty are punctual to class	Frequency	64	95	28	6	5	198
	%	32.32	47.98	14.14	3.03	2.53	100.00
Faculty engage lectures assigned to them	Frequency	69	99	26	2	2	198
	%	34.85	50.00	13.13	1.01	1.01	100.00
Faculty come well prepared for the class	Frequency	79	82	24	9	4	198
	%	39.90	41.41	12.12	4.55	2.02	100.00
Faculty has good control over the class	Frequency	72	84	27	11	4	198
	%	36.36	42.42	13.64	5.56	2.02	100.00
Faculty covers syllabus well in time and systematically	Frequency	72	91	28	6	1	198
	%	36.36	45.96	14.14	3.03	0.51	100.00
Faculty revised the contents of the syllabus	Frequency	61	89	35	9	4	198
	%	30.81	44.95	17.68	4.55	2.02	100.00
Faculty illustrated the concepts through examples and applications	Frequency	65	92	35	4	2	198
	%	32.83	46.46	17.68	2.02	1.01	100.00
Faculty were able to communicate the contents of the subjects effectively	Frequency	62	103	28	4	1	198
	%	31.31	52.02	14.14	2.02	0.51	100.00
Faculty suggested additional and suitable references and learning materials	Frequency	62	101	26	8	1	198
	%	31.31	51.01	13.13	4.04	0.51	100.00
Faculty used ICT tools such as LCD projector, multimedia	Frequency	78	89	27	3	1	198
	%	39.39	44.95	13.64	1.52	0.51	100.00
Faculty used student centric learning methods, such as experiential learning, participative learning and	Frequency	50	97	40	7	4	198
	%	25.25	48.99	20.20	3.54	2.02	100.00
With regard to solving difficulties on the subject, the faculty were always helpful	Frequency	51	101	39	5	2	198
	%	25.76	51.01	19.70	2.53	1.01	100.00
Faculty identified strengths and weaknesses of the students and encouraged them towards higher	Frequency	48	91	43	11	5	198
	%	24.24	45.96	21.72	5.56	2.53	100.00
Efforts were made by the faculty to inculcate soft skills, life skills and employability skills	Frequency	49	100	33	16	0	198
	%	24.75	50.51	16.67	8.08	0.00	100.00
Faculty did a necessary follow-up with an assigned task	Frequency	51	94	41	4	8	198
	%	25.76	47.47	20.71	2.02	4.04	100.00
Faculty were available and accessible in the college	Frequency	60	102	31	5	0	198
	%	30.30	51.52	15.66	2.53	0.00	100.00
Faculty are perceptive and understand the need of the students	Frequency	54	102	25	12	5	198
	%	27.27	51.52	12.63	6.06	2.53	100.00
The overall quality of teaching-learning process adopted by the faculty is good	Frequency	60	100	34	2	2	198
	%	30.30	50.51	17.17	1.01	1.01	100.00

5. Feedback on evaluation and assessment

Statements	Strongly Agree	Agree	Neutral	Disagree	Strongly Disagree	Total
Assessment of ISA and SEE was fair	53	104	34	6	1	198


and just	%	26.77	52.53	17.17	3.03	0.51	100.00
Faculty discussed assignments with the students	Frequency	53	110	21	11	3	198
	%	26.77	55.56	10.61	5.56	1.52	100.00
Regular and timely feedback on performance was discussed	Frequency	42	92	40	17	7	198
	%	21.21	46.46	20.20	8.59	3.54	100.00
Examination dates were notified in advance by email	Frequency	69	86	28	12	3	198
	%	34.85	43.43	14.14	6.06	1.52	100.00
Examination results were declared in time	Frequency	60	87	32	13	6	198
	%	30.30	43.94	16.16	6.57	3.03	100.00

6. Feedback on Library facility and E-Resources

Statements		Strongly Agree	Agree	Neutral	Disagree	Strongly Disagree	Total
Library is well equipped with variety of books	Frequency	73	75	38	8	4	198
	%	36.87	37.88	19.19	4.04	2.02	100.00
Library has adequate study material required for syllabus	Frequency	71	74	36	14	3	198
	%	35.86	37.37	18.18	7.07	1.52	100.00
Library website is up to date and E-resources are available	Frequency	63	90	28	12	5	198
	%	31.82	45.45	14.14	6.06	2.53	100.00
Library staff helps in accessing books/e-resources	Frequency	55	95	32	9	7	198
	%	27.78	47.98	16.16	4.55	3.54	100.00

7. Feedback on infrastructure

Statements		Strongly Agree	Agree	Neutral	Disagree	Strongly Disagree	Total
College website is regularly updated	Frequency	74	85	28	6	5	198
	%	37.37	42.93	14.14	3.03	2.53	100.00
Classrooms are neat and clean	Frequency	34	93	46	16	9	198
	%	17.17	46.97	23.23	8.08	4.55	100.00
Classrooms are ICT enabled	Frequency	47	92	37	19	3	198
	%	23.74	46.46	18.69	9.60	1.52	100.00
Canteen facilities are adequate	Frequency	29	77	43	30	19	198
	%	14.65	38.89	21.72	15.15	9.60	100.00
College has adequate sports facilities	Frequency	45	90	37	16	10	198
	%	22.73	45.45	18.69	8.08	5.05	100.00
College has proper audio-visual room	Frequency	34	86	53	9	16	198
	%	17.17	43.43	26.77	4.55	8.08	100.00
College has good computer laboratories	Frequency	63	80	43	8	4	198
	%	31.82	40.40	21.72	4.04	2.02	100.00
College campus is wi-fi enabled	Frequency	46	76	53	13	10	198
	%	23.23	38.38	26.77	6.57	5.05	100.00
Wash room facilities are adequate	Frequency	31	80	59	13	15	198
	%	15.66	40.40	29.80	6.57	7.58	100.00



8. Feedback on Institutional Support System

Statements		Strongly Agree	Agree	Neutral	Disagree	Strongly Disagree	Total
Administrative staff is supportive and encouraging	Frequency	57	86	41	9	5	198
	%	28.79	43.43	20.71	4.55	2.53	100.00
Counselling /Mentoring facility available in the college is good	Frequency	55	104	29	6	4	198
	%	27.78	52.53	14.65	3.03	2.02	100.00

9. What are your future plans?

Statement	Frequency	Percent
Pursue higher studies	115	58.08
Take up work / job	68	34.34
Self – employment	13	6.57
Other, please specify	2	1.01
Total	198	100.00



DR. M.M. CHIKODIKAR

OFF G PRINCIPAL

G.V.M's G. G. P. RAITURCAR

College of Commerce & Economics

Farmagudi, Ponda - Goa 403 401



**Goa Vidyaprasarak Mandal's
Gopal Govind Poy Raiturcar College of Commerce and Economics.
Farmagudi.Goa.**

B.C.A. Programme.

FEEDBACK ANALYSIS 2022-23

KEY OBSERVATIONS:

The students have joined the college because of good reputation of the college and on the basis of recommendation from a friend. Majority of the students have opted for B.C.A programme at the college because there is a good variety of courses to choose from and they find the curriculum work-oriented. According to their opinion, the programme is somewhat enriching and met their expectations. They stated that the curriculum focused on current trends in I.T. Industry and is effective in developing critical thinking and skills. The practical sessions and assignments undertaken helped them to understand the concepts well. Most of the students felt the curriculum inculcates the qualities of teamwork and leadership. Most of the students have expressed that the faculty clearly explained the objectives of the courses/subjects. According to them the faculty took a keen interest in the professional development of the students. According to them, the faculty covered the entire syllabus as prescribed by the Goa University. Most of students felt the faculty evaluated assignments regularly and gave feedback on students' performance at regular intervals and the faculty assessed and evaluated the students in a fair manner.

Students have expressed satisfaction with respect to the Co-Curricular, Cultural, Sports, N.S.S and NCC activities of the institution. However, some of the students expressed disappointment over classroom resources, computer laboratory resources, sports facilities, canteen services, career counseling and placement services, financial assistance and washroom facilities. Most of the students wish to either pursue higher studies or take up a job.



Mrs. Supriya Dessai

B.C.A. Course Coordinator



Dr. M. M. Chikodikar

**OFF G PRINCIPAL
G.V.M's G. G. P. RAITURCAR
College of Commerce & Economics
Farmagudi, Ponda - Goa 403 401**

**Goa Vidyaprasarak Mandal's
Gopal Govind Poy Raiturcar College of Commerce and Economics
Student Feedback Form
B.C.A Programme
Academic Year 2022-23**

Class: F.Y.B.C.A. S.Y.B.C.A. & T.Y.B.C.A (87 Students)

1. Why did you choose G.V.M.'s G.G.P.R. College of Commerce and Economics?

	Good reputation of the college	A friend had recommended this college	Couldn't Secure Admission anywhere else
Frequency	21	51	19
Percentage	24	59	22

2. Please select the option that best describes your opinion with regards to the following statements on the programme (Choose any one option)

		Strongly Agree	Agree	Neutral	Disagree	Strongly Disagree
The programme is stimulating and challenging.	Frequency	8	27	49	5	1
	Percentage	9	31	56	6	1
The programme curriculum is rich and work-oriented	Frequency	4	28	32	18	5
	Percentage	5	32	37	21	6
There is a good variety of subjects to choose from	Frequency	10	30	23	16	10
	Percentage	11	34	26	18	11


3. What is your opinion of the programme in overall terms? (Choose any one option)

	It was truly enriching and exceeded all my expectations.	It was enriching and met my expectations.	It was somewhat enriching and somewhat met my expectations	It was mediocre and failed to meet my expectations
Frequency	3	25	38	22
Percentage	3	29	44	25


Mrs. Supriya Dessai

B.C.A Course Co-ordinator




Dr. M. M. Chikodikar

OFF G PRINCIPAL
G.V.M's G. G. P. RAITURCAR
College of Commerce & Economics
Farmagudi, Ponda - Goa 403 401


Goa Vidyaprasarak Mandal's
Gopal Govind Poy Raiturcar College of Commerce and Economics
Student Feedback Form
B.C.A Programme
Academic Year 2022-23

4. Please select the option that best describes your opinion with regards to the following statements on the curriculum. (Choose any one option)

		Strongly Agree	Agree	Neutral	Disagree	Strongly Disagree
The curriculum focuses on current trends in I.T. industry	Frequency	14	27	15	7	14
	Percentage	16	31	17	8	16
The curriculum is effective in developing critical thinking and skills	Frequency	7	24	39	14	3
	Percentage	8	28	45	16	3
The practical sessions and assignments undertaken are helping you to understand the concepts well.	Frequency	15	28	20	14	10
	Percentage	17	32	23	16	11
The curriculum inculcates the qualities of teamwork and leadership.	Frequency	6	23	33	22	3
	Percentage	7	26	38	25	3

5. Please select the option that best describes your opinion with regards to the following statements on the faculty. (Choose any one option)

		Strongly Agree	Agree	Neutral	Disagree	Strongly Disagree
The faculty clearly explained the objectives of the courses/subjects.	Frequency	8	36	19	14	9
	Percentage	9	41	22	16	10
The faculty had up to date knowledge and skills.	Frequency	7	33	23	15	9
	Percentage	8	38	26	17	10


Mrs. Supriya Dessai

B.C.A Course Co-ordinator




Dr. M. M. Chikodikar

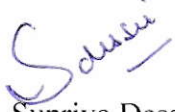
OFF G PRINCIPAL
G.V.M.'s G. G. P. RAITURCAR
 College of Commerce & Economics
 Farmagudi, Ponda - Goa 403 401

**Goa Vidyaprasarak Mandal's
Gopal Govind Poy Raiturcar College of Commerce and Economics
Student Feedback Form
B.C.A Programme
Academic Year 2022-23**


The faculty were perceptive and understood the individual needs of the students	Frequency	3	19	29	18	17
	Percentage	3	22	33	21	20
The faculty demonstrated enthusiasm for their subjects as well as for teaching.	Frequency	7	20	40	10	8
	Percentage	8	23	46	11	9
The faculty took a keen interest in the professional development of the students	Frequency	3	28	32	18	7
	Percentage	3	32	37	21	8
The faculty covered the entire syllabus as prescribed by the Goa University.	Frequency	19	49	18	0	2
	Percentage	22	56	21	0	2
The faculty were accessible outside of the classroom.	Frequency	10	26	17	24	13
	Percentage	11	30	20	28	15
The faculty evaluated assignments regularly and gave feedback on students' performance at regular intervals.	Frequency	13	29	21	20	6
	Percentage	15	33	24	23	7
The faculty assessed and evaluated the students in a fair manner.	Frequency	8	26	32	11	12
	Percentage	9	30	37	13	14

6. Your overall impression regarding the following activities conducted in the college.
(Choose any one option)

		Too many	Adequate	Too less
Co-Curricular	Frequency	15	35	38
	Percentage	17	40	44


Mrs. Supriya Dessai
B.C.A Course Co-ordinator




Dr. M. M. Chikodikar
OFF G PRINCIPAL
G.V.M.'s G. G. P. RAITURCAR
College of Commerce & Economics
Farmagudi, Ponda - Goa 403 401

**Goa Vidyaprasarak Mandal's
Gopal Govind Poy Raiturcar College of Commerce and Economics
Student Feedback Form
B.C.A Programme
Academic Year 2022-23**

Cultural	Frequency	9	50	30
	Percentage	10	57	34
Sports	Frequency	35	41	13
	Percentage	40	47	15
NSS	Frequency	11	53	23
	Percentage	13	61	26
NCC	Frequency	13	52	23
	Percentage	15	60	26

7. How would you rate the following (Choose any one option)

		Excellent	Good	Average	Poor
Classroom resources	Frequency	8	18	37	25
	Percentage	9	21	43	29
Library resources	Frequency	12	41	20	16
	Percentage	14	47	23	18
Computer Laboratory resources	Frequency	3	22	38	25
	Percentage	3	25	44	29
Sports facilities	Frequency	19	31	19	19
	Percentage	22	36	22	22
canteen services	Frequency	3	13	28	44
	Percentage	3	15	32	51

Sastry
Mrs. Supriya Dessai

B.C.A Course Co-ordinator



Chikodkar
Dr. M. M. Chikodkar

OFF G PRINCIPAL
G.V.M's G. G. P. RAITURCAR
College of Commerce & Economics
Farmagudi, Ponda - Goa 403 401

**Goa Vidyaprasarak Mandal's
Gopal Govind Poy Raiturcar College of Commerce and Economics
Student Feedback Form
B.C.A Programme
Academic Year 2022-23**

Career counselling and placement services	Frequency	2	25	34	26
	Percentage	2	29	39	30
Financial assistance	Frequency	6	14	26	43
	Percentage	7	16	30	49
Washroom Facilities	Frequency	1	14	20	53
	Percentage	1	16	23	61

8. What are your future plans?

	Pursue higher studies	Take up work / job	Self – employment	Other, please specify
Frequency	47	32	11	1
Percentage	54	37	13	1


9. Would you recommend this programme to anyone?

	Yes	No	Can't Say
Frequency	26	30	29
Percentage	30	34	33


Mrs. Supriya Dessai

B.C.A Course Co-ordinator




Dr. M. M. Chikodikar

OFF G PRINCIPAL
G.V.M.'s G. G. P. RAITURCAR
College of Commerce & Economics
Farmagudi, Ponda - Goa 403 401

**Goa Vidyaprasarak Mandal's
Gopal Govind Poy Raiturcar College of Commerce and Economics
Student Feedback Form
B.C.A Programme
Academic Year 2022-23**

Class: T.Y.B.C.A. (29 Students)

1. Why did you choose G.V.M.'s G.G.P.R. College of Commerce and Economics?

	Good reputation of the college	A friend had recommended this college	Couldn't Secure Admission anywhere else
Frequency	6	16	6
Percentage	21	55	21

2. Please select the option that best describes your opinion with regards to the following statements on the programme (Choose any one option)

		Strongly Agree	Agree	Neutral	Disagree	Strongly Disagree
The programme is stimulating and challenging.	Frequency	4	6	19	0	1
	Percentage	14	21	66	0	3
The programme curriculum is rich and work-oriented	Frequency	1	16	8	3	1
	Percentage	3	55	28	10	3
There is a good variety of subjects to choose from	Frequency	3	15	6	4	2
	Percentage	10	52	21	14	7

3. What is your opinion of the programme in overall terms? (Choose any one option)

	It was truly enriching and exceeded all my expectations.	It was enriching and met my expectations.	It was somewhat enriching and somewhat met my expectations	It was mediocre and failed to meet my expectations
Frequency	3	10	12	4
Percentage	10	34	41	14


Mrs. Supriya Dessai

B.C.A Course Co-ordinator




Dr. M. M. Chikodikar

OFF G PRINCIPAL
G.V.M.'s G. G. P. RAITURCAR
College of Commerce & Economics
Farmagudi, Ponda - Goa 403 401

**Goa Vidyaprasarak Mandal's
Gopal Govind Poy Raiturcar College of Commerce and Economics
Student Feedback Form
B.C.A Programme
Academic Year 2022-23**

4. Please select the option that best describes your opinion with regards to the following statements on the curriculum. (Choose any one option)

		Strongly Agree	Agree	Neutral	Disagree	Strongly Disagree
The curriculum focusses on current trends in I.T. industry	Frequency	7	6	4	1	1
	Percentage	24	21	14	3	3
The curriculum is effective in developing critical thinking and skills	Frequency	2	13	12	1	1
	Percentage	7	45	41	3	3
The practical sessions and assignments undertaken are helping you to understand the concepts well.	Frequency	7	15	4	1	2
	Percentage	24	52	14	3	7
The curriculum inculcates the qualities of teamwork and leadership.	Frequency	3	10	12	3	1
	Percentage	10	34	41	10	3

5. Please select the option that best describes your opinion with regards to the following statements on the faculty. (Choose any one option)

		Strongly Agree	Agree	Neutral	Disagree	Strongly Disagree
The faculty clearly explained the objectives of the courses/subjects.	Frequency	5	14	6	2	1
	Percentage	17	48	21	7	3
The faculty had up to date knowledge and skills.	Frequency	4	10	9	5	1
	Percentage	14	34	31	17	3
The faculty were perceptive and understood the individual needs of the students	Frequency	2	12	9	4	1
	Percentage	7	41	31	14	3


Mrs. Supriya Dessai

B.C.A Course Co-ordinator




Dr. M. M. Chikodikar

OFF G PRINCIPAL
G.V.M's G. G. P. RAITURCAR
College of Commerce & Economics
Farmagudi, Ponda - Goa 403 401

**Goa Vidyaprasarak Mandal's
Gopal Govind Poy Raiturcar College of Commerce and Economics
Student Feedback Form
B.C.A Programme
Academic Year 2022-23**

The faculty demonstrated enthusiasm for their subjects as well as for teaching.	Frequency	4	10	10	2	1
	Percentage	14	34	34	7	3
The faculty took a keen interest in the professional development of the students	Frequency	1	11	12	5	1
	Percentage	3	38	41	17	3
The faculty covered the entire syllabus as prescribed by the Goa University.	Frequency	8	16	4	0	1
	Percentage	28	55	14	0	3
The faculty were accessible outside of the classroom.	Frequency	7	4	11	7	2
	Percentage	24	14	38	24	7
The faculty evaluated assignments regularly and gave feedback on students' performance at regular intervals.	Frequency	4	15	7	3	1
	Percentage	14	52	24	10	3
The faculty assessed and evaluated the students in a fair manner.	Frequency	2	12	8	4	4
	Percentage	7	41	28	14	14

6. Your overall impression regarding the following activities conducted in the college.
(Choose any one option)

		Too many	Adequate	Too less
Co-Curricular	Frequency	5	14	11
	Percentage	17	48	38
Cultural	Frequency	4	14	12
	Percentage	14	48	41

Solanki
Mrs. Supriya Dessai

B.C.A Course Co-ordinator



Chikodkar
Dr. M. M. Chikodkar

OFF G PRINCIPAL
G.V.M's G. G. P. RAITURCAR
College of Commerce & Economics
Farmagudi, Ponda - Goa 403 401

**Goa Vidyaprasarak Mandal's
Gopal Govind Poy Raiturcar College of Commerce and Economics
Student Feedback Form
B.C.A Programme
Academic Year 2022-23**

Sports	Frequency	11	14	5
	Percentage	38	48	17
NSS	Frequency	1	16	12
	Percentage	3	55	41
NCC	Frequency	1	15	13
	Percentage	3	52	45

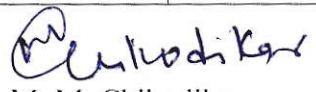
7. How would you rate the following (Choose any one option)

		Excellent	Good	Average	Poor
Classroom resources	Frequency	3	4	18	4
	Percentage	10	14	62	14
Library resources	Frequency	5	12	10	3
	Percentage	17	41	34	10
Computer Laboratory resources	Frequency	1	9	14	5
	Percentage	3	31	48	17
Sports facilities	Frequency	2	9	13	5
	Percentage	7	31	45	17
canteen services	Frequency	3	5	12	9
	Percentage	10	17	41	31
Career counselling and placement services	Frequency	1	8	12	7


Mrs. Supriya Dessai

B.C.A Course Co-ordinator




Dr. M. M. Chikodikar

OFF G PRINCIPAL
G.V.M.'s G. G. P. RAITURCAR
College of Commerce & Economics
Farmagudi, Ponda - Goa 403 401

**Goa Vidyaprasarak Mandal's
Gopal Govind Poy Raiturcar College of Commerce and Economics
Student Feedback Form
B.C.A Programme
Academic Year 2022-23**

	Percentage	3	28	41	24
Financial assistance	Frequency	1	6	10	13
	Percentage	3	21	34	45
Washroom Facilities	Frequency	0	5	7	18
	Percentage	0	17	24	62

8. What are your future plans?

	Pursue higher studies	Take up work / job	Self – employment	Other, please specify
Frequency	16	13	2	0
Percentage	55	45	7	0

9. Would you recommend this programme to anyone?

	Yes	No	Can't Say
Frequency	12	8	9
Percentage	41	28	31

Supriya

Mrs. Supriya Dessai
B.C.A Course Co-ordinator



Chikodikar

Dr. M. M. Chikodikar
OFF G PRINCIPAL
G.V.M's G. G. P. RAITURCAR
College of Commerce & Economics
Farmagudi, Ponda - Goa 403 401

**Goa Vidyaprasarak Mandal's
Gopal Govind Poy Raiturcar College of Commerce and Economics
Student Feedback Form
B.C.A Programme
Academic Year 2022-23**

Class: S.Y.B.C.A. (23 Students)

1. Why did you choose G.V.M.'s G.G.P.R. College of Commerce and Economics?

	Good reputation of the college	A friend had recommended this college	Couldn't Secure Admission anywhere else
Frequency	7	18	3
Percentage	30	78	13

2. Please select the option that best describes your opinion with regards to the following statements on the programme (Choose any one option)

		Strongly Agree	Agree	Neutral	Disagree	Strongly Disagree
The programme is stimulating and challenging.	Frequency	4	9	11	0	0
	Percentage	17	39	48	0	0
The programme curriculum is rich and work-oriented	Frequency	3	2	9	7	3
	Percentage	13	9	39	30	13
There is a good variety of subjects to choose from	Frequency	3	7	4	7	3
	Percentage	13	30	17	30	13

3. What is your opinion of the programme in overall terms? (Choose any one option)

	It was truly enriching and exceeded all my expectations.	It was enriching and met my expectations.	It was somewhat enriching and somewhat met my expectations	It was mediocre and failed to meet my expectations
Frequency	0	8	11	5
Percentage	0	35	48	22

Mrs. Supriya Dessai
B.C.A Course Co-ordinator



Chikodikar
Dr. M. M. Chikodikar
OFF G PRINCIPAL
G.V.M's G. G. P. RAITURCAR
College of Commerce & Economics
Farmagudi, Ponda - Goa 403 401


**Goa Vidyaprasarak Mandal's
Gopal Govind Poy Raiturcar College of Commerce and Economics
Student Feedback Form
B.C.A Programme
Academic Year 2022-23**

4. Please select the option that best describes your opinion with regards to the following statements on the curriculum. (Choose any one option)

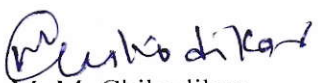
		Strongly Agree	Agree	Neutral	Disagree	Strongly Disagree
The curriculum focusses on current trends in I.T. industry	Frequency	1	9	4	1	8
	Percentage	4	39	17	4	35
The curriculum is effective in developing critical thinking and skills	Frequency	0	8	6	9	0
	Percentage	0	35	26	39	0
The practical sessions and assignments undertaken are helping you to understand the concepts well.	Frequency	3	5	5	9	1
	Percentage	13	22	22	39	4
The curriculum inculcates the qualities of teamwork and leadership.	Frequency	2	7	6	8	0
	Percentage	9	30	26	35	0

5. Please select the option that best describes your opinion with regards to the following statements on the faculty. (Choose any one option)

		Strongly Agree	Agree	Neutral	Disagree	Strongly Disagree
The faculty clearly explained the objectives of the courses/subjects.	Frequency	2	6	5	7	3
	Percentage	9	26	22	30	13


Mrs. Supriya Dessai
B.C.A Course Co-ordinator




Dr. M. M. Chikodikar
OFF G PRINCIPAL
G.V.M.'s G. G. P. RAITURCAR
College of Commerce & Economics
Farmagudi, Ponda - Goa 403 401

**Goa Vidyaprasarak Mandal's
Gopal Govind Poy Raiturcar College of Commerce and Economics
Student Feedback Form
B.C.A Programme
Academic Year 2022-23**

The faculty had up to date knowledge and skills.	Frequency	1	9	3	7	3
	Percentage	4	39	13	30	13
The faculty were perceptive and understood the individual needs of the students	Frequency	1	3	10	9	0
	Percentage	4	13	43	39	0
The faculty demonstrated enthusiasm for their subjects as well as for teaching.	Frequency	1	4	17	0	1
	Percentage	4	17	74	0	4
The faculty took a keen interest in the professional development of the students	Frequency	1	8	4	8	3
	Percentage	4	35	17	35	13
The faculty covered the entire syllabus as prescribed by the Goa University.	Frequency	4	16	4	0	0
	Percentage	17	70	17	0	0
The faculty were accessible outside of the classroom.	Frequency	3	7	3	3	8
	Percentage	13	30	13	13	35
The faculty evaluated assignments regularly and gave feedback on students' performance at regular intervals.	Frequency	5	6	4	8	1
	Percentage	22	26	17	35	4
The faculty assessed and evaluated the students in a fair manner.	Frequency	3	3	14	1	3
	Percentage	13	13	61	4	13


Mrs. Supriya Dessai

B.C.A Course Co-ordinator




Dr. M. M. Chikodikar

OFF G PRINCIPAL
G.V.M.'s G. G. P. RAITURCAR
College of Commerce & Economics
Farmagudi, Ponda - Goa 403 401

**Goa Vidyaprasarak Mandal's
Gopal Govind Poy Raiturcar College of Commerce and Economics
Student Feedback Form
B.C.A Programme
Academic Year 2022-23**

6. Your overall impression regarding the following activities conducted in the college.
(Choose any one option)

		Too many	Adequate	Too less
Co-Curricular	Frequency	4	11	9
	Percentage	17	48	39
Cultural	Frequency	5	19	0
	Percentage	22	83	0
Sports	Frequency	12	12	0
	Percentage	52	52	0
NSS	Frequency	5	18	1
	Percentage	22	78	4
NCC	Frequency	5	19	0
	Percentage	22	83	0

7. How would you rate the following (Choose any one option)

		Excellent	Good	Average	Poor
Classroom resources	Frequency	1	6	14	2
	Percentage	4	26	61	9
Library resources	Frequency	4	15	3	1
	Percentage	17	65	13	4
Computer Laboratory resources	Frequency	1	5	10	7
	Percentage	4	22	43	30

Soukhi
Mrs. Supriya Dessai
B.C.A Course Co-ordinator



M. M. Chikodjkar
Dr. M. M. Chikodjkar
OFF G PRINCIPAL
G.V.M's G. G. P. RAITURCAR
College of Commerce & Economics
Farmagudi, Ponda - Goa 403 401

**Goa Vidyaprasarak Mandal's
Gopal Govind Poy Raiturcar College of Commerce and Economics
Student Feedback Form
B.C.A Programme
Academic Year 2022-23**


Sports facilities	Frequency	12	9	0	2
	Percentage	52	39	0	9
canteen services	Frequency	0	2	8	13
	Percentage	0	9	35	57
Career counselling and placement services	Frequency	0	7	13	3
	Percentage	0	30	57	13
Financial assistance	Frequency	4	5	7	7
	Percentage	17	22	30	30
Washroom Facilities	Frequency	1	5	9	8
	Percentage	4	22	39	35

8. What are your future plans?


	Pursue higher studies	Take up work / job	Self – employment	Other, please specify
Frequency	15	3	5	0
Percentage	65	13	22	0

9. Would you recommend this programme to anyone?

	Yes	No	Can't Say
Frequency	10	7	6
Percentage	43	30	26


Mrs. Supriya Dessai
B.C.A Course Co-ordinator




Dr. M. M. Chikodikar
OFF G PRINCIPAL
G.V.M's G. G. P. RAITURCAR
College of Commerce & Economics
Farmagudi, Ponda - Goa 403 401

**Goa Vidyaprasarak Mandal's
Gopal Govind Poy Raiturcar College of Commerce and Economics
Student Feedback Form
B.C.A Programme
Academic Year 2022-23**

Class: F.Y.B.C.A. (35 Students)

1. Why did you choose G.V.M.'s G.G.P.R. College of Commerce and Economics?

	Good reputation of the college	A friend had recommended this college	Couldn't Secure Admission anywhere else
Frequency	8	17	10
Percentage	23	49	29

2. Please select the option that best describes your opinion with regards to the following statements on the programme (Choose any one option)

		Strongly Agree	Agree	Neutral	Disagree	Strongly Disagree
The programme is stimulating and challenging.	Frequency	0	12	19	5	0
	Percentage	0	34	54	14	0
The programme curriculum is rich and work-oriented	Frequency	0	10	15	8	1
	Percentage	0	29	43	23	3
There is a good variety of subjects to choose from	Frequency	4	8	13	5	5
	Percentage	11	23	37	14	14

3. What is your opinion of the programme in overall terms? (Choose any one option)

	It was truly enriching and exceeded all my expectations.	It was enriching and met my expectations.	It was somewhat enriching and somewhat met my expectations	It was mediocre and failed to meet my expectations
Frequency	0	7	15	13
Percentage	0	20	43	37

Sausai
Mrs. Supriya Dessai

B.C.A Course Co-ordinator



M. M. Chikodkar
Dr. M. M. Chikodkar

OFF G PRINCIPAL
G.V.M.'s G. G. P. RAITURCAR
College of Commerce & Economics
Farmagudi, Ponda - Goa 403 407


**Goa Vidyaprasarak Mandal's
Gopal Govind Poy Raiturcar College of Commerce and Economics
Student Feedback Form
B.C.A Programme
Academic Year 2022-23**

4. Please select the option that best describes your opinion with regards to the following statements on the curriculum. (Choose any one option)

		Strongly Agree	Agree	Neutral	Disagree	Strongly Disagree
The curriculum focuses on current trends in I.T. industry	Frequency	6	12	7	5	5
	Percentage	17	34	20	14	14
The curriculum is effective in developing critical thinking and skills	Frequency	5	3	21	4	2
	Percentage	14	9	60	11	6
The practical sessions and assignments undertaken are helping you to understand the concepts well.	Frequency	5	8	11	4	7
	Percentage	14	23	31	11	20
The curriculum inculcates the qualities of teamwork and leadership.	Frequency	1	6	15	11	2
	Percentage	3	17	43	31	6

5. Please select the option that best describes your opinion with regards to the following statements on the faculty. (Choose any one option)

		Strongly Agree	Agree	Neutral	Disagree	Strongly Disagree
The faculty clearly explained the objectives of the courses/subjects.	Frequency	1	16	8	5	5
	Percentage	3	46	23	14	14
The faculty had up to date knowledge and skills.	Frequency	2	14	11	3	5


Mrs. Supriya Dessai
B.C.A Course Co-ordinator



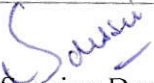

Dr. M. M. Chikodikar
OFF G PRINCIPAL
G.V.M's G. G. P. RAITURCAR
College of Commerce & Economics
Farmagudi, Ponda - Goa 403 401

**Goa Vidyaprasarak Mandal's
Gopal Govind Poy Raiturcar College of Commerce and Economics
Student Feedback Form
B.C.A Programme
Academic Year 2022-23**

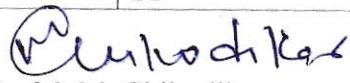
	Percentage	6	40	31	9	14
The faculty were perceptive and understood the individual needs of the students	Frequency	0	4	10	5	16
	Percentage	0	11	29	14	46
The faculty demonstrated enthusiasm for their subjects as well as for teaching.	Frequency	2	6	13	8	6
	Percentage	6	17	37	23	17
The faculty took a keen interest in the professional development of the students	Frequency	1	9	16	5	3
	Percentage	3	26	46	14	9
The faculty covered the entire syllabus as prescribed by the Goa University.	Frequency	7	17	10	0	1
	Percentage	20	49	29	0	3
The faculty were accessible outside of the classroom.	Frequency	0	15	3	14	3
	Percentage	0	43	9	40	9
The faculty evaluated assignments regularly and gave feedback on students' performance at regular intervals.	Frequency	4	8	10	9	4
	Percentage	11	23	29	26	11
The faculty assessed and evaluated the students in a fair manner.	Frequency	3	11	10	6	5
	Percentage	9	31	29	17	14

6. Your overall impression regarding the following activities conducted in the college.
(Choose any one option)

		Too many	Adequate	Too less
Co-Curricular	Frequency	6	10	18
	Percentage	17	29	51


Mrs. Supriya Dessai
B.C.A Course Co-ordinator




Dr. M. M. Chikodikar
OFF G PRINCIPAL
G.V.M's G. G. P. RAITURCAR
College of Commerce & Economics
Farmagudi, Ponda - Goa 403 401

**Goa Vidyaprasarak Mandal's
Gopal Govind Poy Raiturcar College of Commerce and Economics
Student Feedback Form
B.C.A Programme
Academic Year 2022-23**

Cultural	Frequency	0	17	18
	Percentage	0	49	51
Sports	Frequency	12	15	8
	Percentage	34	43	23
NSS	Frequency	5	19	10
	Percentage	14	54	29
NCC	Frequency	7	18	10
	Percentage	20	51	29

7. How would you rate the following (Choose any one option)

		Excellent	Good	Average	Poor
Classroom resources	Frequency	4	8	5	19
	Percentage	11	23	14	54
Library resources	Frequency	3	14	7	12
	Percentage	9	40	20	34
Computer Laboratory resources	Frequency	1	8	14	13
	Percentage	3	23	40	37
Sports facilities	Frequency	5	13	6	12
	Percentage	14	37	17	34
canteen services	Frequency	0	6	8	22

Supriya
Mrs. Supriya Dessai

B.C.A Course Co-ordinator



Chikodkar
Dr. M. M. Chikodkar

OFF G PRINCIPAL
G.V.M's G. G. P. RAITURCAR
College of Commerce & Economics
Farmagudi, Ponda - Goa 403 401

**Goa Vidyaprasarak Mandal's
Gopal Govind Poy Raiturcar College of Commerce and Economics
Student Feedback Form
B.C.A Programme
Academic Year 2022-23**

	Percentage	0	17	23	63
Career counselling and placement services	Frequency	1	10	9	16
	Percentage	3	29	26	46
Financial assistance	Frequency	1	3	9	23
	Percentage	3	9	26	66
Washroom Facilities	Frequency	0	4	4	27
	Percentage	0	11	11	77

8. What are your future plans?

	Pursue higher studies	Take up work / job	Self – employment	Other, please specify
Frequency	16	16	4	1
Percentage	46	46	11	3

9. Would you recommend this programme to anyone?

	Yes	No	Can't Say
Frequency	4	15	14
Percentage	11	43	40

Supriya

Mrs. Supriya Dessai
B.C.A Course Co-ordinator



Chikodkar

Dr. M. M. Chikodkar
OFF G PRINCIPAL
G.V.M's G. G. P. RAITURCAR
College of Commerce & Economics
Farmagudi, Ponda - Goa 403 401

**Goa Vidyaprasarak Mandal's
Gopal Govind Poy Raiturcar College of Commerce and Economics
Farmagudi – Ponda Goa
M.Com.
Student Satisfaction Survey
2022-23**

Feedback Analysis 2022-23

Students chose G.V.M.'s G.G.P.R College primarily based on its positive reputation and the quality of faculty. Some indicated other personal reasons for their choice. Many selected the M.Com. program due to their interest in the subject and the promising employment opportunities it offers. A significant portion also mentioned the scope for further studies as a motivator.

Overall, respondents expressed satisfaction with the program's challenging nature and the availability of diverse subjects. They felt that the program curriculum was well-suited for employment and emphasized a good learning experience. Some positive aspects included teachers providing information on competencies and course outcomes and encouraging participation in co-curricular activities.

Faculty members were praised for their knowledge, punctuality, and effective teaching methods. They were noted for their good control over the class and timely coverage of syllabus content. Many students also appreciated the faculty's ability to identify strengths and weaknesses in students and promote employability skills.

Assessment was generally considered fair, and timely feedback was appreciated. However, there were concerns about the advance notification of examination dates and result declaration.

Students were satisfied with the variety of books and study materials available in the library. However, opinions were mixed concerning the library's website and e-resources. The library staff was viewed positively in assisting students.

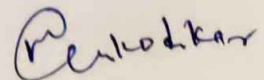
The college's website received mixed reviews, as did classroom cleanliness and ICT enablement. Opinions were diverse on canteen facilities, sports infrastructure, and other amenities.

Administrative staff was generally perceived as supportive, and counseling and mentoring services were rated positively.

The majority of students intend to take up a job, reflecting their interest in pursuing their career and earning a livelihood. Some have plans for self-employment or other diverse future endeavors.

M.Com. program is seen as challenging, employment-oriented, and encourages participation in co-curricular activities. Faculty members are recognized for their knowledge and effective teaching methods. However, there are areas of improvement, including communication and certain infrastructure aspects.





Dr. M. M. Chikodkar
OFF G PRINCIPAL
G.V.M's G. G. P. RAITURCAR
College of Commerce & Economics
Farmagudi, Ponda - Goa 403 401

Goa Vidyaprasarak Mandal's
Gopal Govind Poy Raiturcar College of Commerce and Economics
Farmagudi – Ponda Goa
M.Com.
Student Satisfaction Survey
2022-23

1. Why did you choose G.V.M.'s G.G.P.R College?

	Good reputation of the college	Good faculty	Recommendations from friends or relatives	Could not secure admission anywhere else	Others
Frequency	8	4	0	1	2
Percentage	53	27	0	7	13

2. Reasons for choosing M.Com. Programme

	Interest in the subject	Good prospects of employment	Scope for further studies	Could not secure admission anywhere else	Others
Frequency	5	5	3	2	0
Percentage	33	33	20	13	0

3. Feedback on M.Com. programme

Statements		Strongly Agree	Agree	Neutral	Disagree	Strongly Disagree
Programme is rich and challenging	Frequency	2	10	2	0	1
	Percentage	13	67	13	0	7
Wide choice of subjects is available	Frequency	1	7	4	3	0
	Percentage	7	47	27	20	0
The subjects included in the programme are adequate	Frequency	1	8	6	0	0
	Percentage	7	53	40	0	0
Programme curriculum is employment oriented	Frequency	1	9	4	1	0
	Percentage	7	60	27	7	0
Programme has good learning value	Frequency	3	9	2	1	0
	Percentage	20	60	13	7	0



M. M. Chikodkar
Dr. M. M. Chikodkar
OFF G PRINCIPAL
G.V.M's G. G. P. RAITURCAR
College of Commerce & Economics
Farmagudi, Ponda - Goa 403 401

Goa Vidyaprasarak Mandal's
Gopal Govind Poy Raiturcar College of Commerce and Economics
Farmagudi – Ponda Goa
M.Com.
Student Satisfaction Survey
2022-23

Teachers inform about the expected competencies, course outcomes and programme outcome	Frequency	4	6	5	0	0
	Percentage	27	40	33	0	0
NCC / NSS participation is encouraged	Frequency	5	4	4	0	2
	Percentage	33	27	27	0	13
Participation in co-curricular / extra-curricular activities is encouraged	Frequency	5	4	4	0	2
	Percentage	33	27	27	0	13

4. Feedback on Faculty

Statements		Strongly Agree	Agree	Neutral	Disagree	Strongly Disagree
Faculty are knowledgeable and skilled	Frequency	5	10	0	0	0
	Percentage	33	67	0	0	0
Faculty are punctual to class	Frequency	5	8	2	0	0
	Percentage	33	53	13	0	0
Faculty engage lectures assigned to them	Frequency	8	4	3	0	0
	Percentage	53	27	20	0	0
Faculty come well prepared for the class	Frequency	8	6	1	0	0
	Percentage	53	40	7	0	0
Faculty has good control over the class	Frequency	5	7	3	0	0
	Percentage	33	47	20	0	0
Faculty covers syllabus well in time and systematically	Frequency	8	6	1	0	0
	Percentage	53	40	7	0	0
Faculty revised the contents of the syllabus	Frequency	5	7	3	0	0
	Percentage	33	47	20	0	0
Faculty illustrated the concepts through examples and applications	Frequency	9	5	0	1	0
	Percentage	60	33	0	7	0
Faculty were able to communicate the contents of the subjects effectively	Frequency	7	6	2	0	0
	Percentage	47	40	13	0	0



Chikodkar

Dr. M. M. Chikodkar
OFF O PRINCIPAL
G.V.M's G. G. P. RAITURCAR
College of Commerce & Economics
Farmagudi, Ponda - Goa 403 401

Goa Vidyaprasarak Mandal's
Gopal Govind Poy Raiturcar College of Commerce and Economics
Farmagudi – Ponda Goa
M.Com.
Student Satisfaction Survey
2022-23

Faculty suggested additional and suitable references and learning materials	Frequency	6	7	2	0	0
	Percentage	40	47	13	0	0
Faculty used ICT tools such as LCD projector, multimedia	Frequency	7	7	1	0	0
	Percentage	47	47	7	0	0
Faculty used student centric learning methods, such as experiential learning, participative learning and problem-solving learning	Frequency	5	6	4	0	0
	Percentage	33	40	27	0	0
With regard to solving difficulties on the subject, the faculty were always helpful	Frequency	8	7	0	0	0
	Percentage	53	47	0	0	0
Faculty identified strengths and weaknesses of the students and encouraged them towards higher achievements	Frequency	8	6	1	0	0
	Percentage	53	40	7	0	0
Efforts were made by the faculty to inculcate soft skills, life skills and employability skills	Frequency	6	7	2	0	0
	Percentage	40	47	13	0	0
Faculty did a necessary follow-up with an assigned task	Frequency	6	6	3	0	0
	Percentage	40	40	20	0	0
Faculty were available and accessible in the college	Frequency	5	9	1	0	0
	Percentage	33	60	7	0	0
Faculty are perceptive and understand the need of the students	Frequency	8	6	1	0	0
	Percentage	53	40	7	0	0
The overall quality of teaching-learning process adopted by the faculty is good	Frequency	7	8	0	0	0
	Percentage	47	53	0	0	0

5. Feedback on evaluation and assessment

Statements		Strongly Agree	Agree	Neutral	Disagree	Strongly Disagree
Assessment of ISA and SEE was fair and just	Frequency	4	6	5	0	0
	Percentage	27	40	33	0	0
Faculty discussed assignments with the	Frequency	6	9	0	0	0



Goa Vidyaprasarak Mandal's
Gopal Govind Poy Raiturcar College of Commerce and Economics
Farmagudi – Ponda Goa
M.Com.
Student Satisfaction Survey
2022-23

students	Percentage	40	60	0	0	0
Regular and timely feedback on performance was discussed	Frequency	3	8	4	0	0
	Percentage	20	53	27	0	0
Examination dates were notified in advance by email	Frequency	10	5	0	0	0
	Percentage	67	33	0	0	0
Examination results were declared in time	Frequency	7	6	1	1	0
	Percentage	47	40	7	7	0

6. Feedback on Library facility and E-Resources

Statements		Strongly Agree	Agree	Neutral	Disagree	Strongly Disagree
Library is well equipped with variety of books	Frequency	4	6	3	2	0
	Percentage	27	40	20	13	0
Library has adequate study material required for syllabus	Frequency	3	5	7	0	0
	Percentage	20	33	47	0	0
Library website is up to date and E-resources are available	Frequency	3	5	6	0	1
	Percentage	20	33	40	0	7
Library staff helps in accessing books/e-resources	Frequency	6	6	1	2	0
	Percentage	40	40	7	13	0

7. Feedback on infrastructure

Statements		Strongly Agree	Agree	Neutral	Disagree	Strongly Disagree
College website is regularly updated	Frequency	2	8	4	0	1
	Percentage	13	53	27	0	7
Classrooms are neat and clean	Frequency	3	4	3	5	0
	Percentage	20	27	20	33	0
Classrooms are ICT enabled	Frequency	4	6	3	2	0



M. M. Chikodikar
Dr. M. M. Chikodikar
OFFICE PRINCIPAL
G.V.M's G. G. P. RAITURCAR
College of Commerce & Economics
Farmagudi, Ponda - Goa 403 401

Goa Vidyaprasarak Mandal's
Gopal Govind Poy Raturcar College of Commerce and Economics
Farmagudi – Ponda Goa
M.Com.
Student Satisfaction Survey
2022-23

	Percentage	27	40	20	13	0
Canteen facilities are adequate	Frequency	2	4	4	3	2
	Percentage	13	27	27	20	13
College has adequate sports facilities	Frequency	4	3	8	0	0
	Percentage	27	20	53	0	0
College has proper audio-visual room	Frequency	3	4	8	0	0
	Percentage	20	27	53	0	0
College has good computer laboratories	Frequency	5	6	4	0	0
	Percentage	33	40	27	0	0
College campus is wi-fi enabled	Frequency	1	4	6	4	0
	Percentage	7	27	40	27	0
Wash room facilities are adequate	Frequency	3	2	9	0	1
	Percentage	20	13	60	0	7

8. Feedback on Institutional Support System

Statements		Strongly Agree	Agree	Neutral	Disagree	Strongly Disagree
Administrative staff is supportive and encouraging	Frequency	8	6	0	0	1
	Percentage	53	40	0	0	7
Counselling /Mentoring facility available in the college is good	Frequency	4	8	2	1	0
	Percentage	27	53	13	7	0

9. What are your future plans?

	Pursue higher studies	Take up job	Self – employment	Others
Frequency	2	11	0	2
Percentage	13	73	0	13

